



**DOWNHILL 3**  
Vallnord (AND) - 16.05.2009

**Results**

**Qualifying Round**

**Men**

Rank	Race Nr	UCI Code	NAME / First Name	Team	Speed	Split 1	Split 2	Finish	Gap	Pts
1	4	AUS19850721	HILL Samuel	MER	54.214	44.15	1:52.01	<b>2:26.45</b>		50 Q
2	5	GBR19850226	ATHERTON Gee	ANC	50.505	45.62	1:52.88	<b>2:26.83</b>	+00.38	40 Q
3	1	GBR19740617	PEAT Steve	SCB	50.623	45.77	1:53.73	<b>2:28.38</b>	+01.93	30 Q
4	3	RSA19811113	MINNAAR Greg	SCB	49.691	46.05	1:53.72	<b>2:28.76</b>	+02.31	25 Q
5	24	SUI19870917	BEER Nick	STT	51.995	45.41	1:53.99	<b>2:29.36</b>	+02.91	22 Q
6	10	FRA19791011	PASCAL Mickael	MSC	52.564	45.73	1:54.35	<b>2:29.48</b>	+03.03	20 Q
7	16	CAN19891125	SMITH Steve	MSE	51.315	45.98	1:55.76	<b>2:29.94</b>	+03.49	18 Q
8	8	RSA19840805	NEETHLING Andrew	TRK	52.278	45.96	1:54.30	<b>2:30.09</b>	+03.64	17 Q
9	7	NZL19841020	LEOV Justin	TRK	51.102	45.94	1:55.34	<b>2:30.56</b>	+04.11	16 Q
10	68	AUS19780301	KOVARIK Chris	CRC	52.532	45.47	1:55.23	<b>2:30.78</b>	+04.33	15 Q
11	42	FIN19840419	LEHIKOINEN Matti	MSE	53.179	46.06	1:54.94	<b>2:31.07</b>	+04.62	14 Q
12	11	NZL19881028	BLENKINSOP Samuel	YET	52.469	46.00	1:55.58	<b>2:31.19</b>	+04.74	13 Q
13	12	FRA19840107	CAMELLINI Julien	CRC	53.775	45.02	1:55.74	<b>2:32.06</b>	+05.61	12 Q
14	6	GBR19880110	FAIRCLOUGH Brendan	MER	52.789	45.82	1:56.29	<b>2:32.10</b>	+05.65	11 Q
15	25	AUS19890725	DELFS Mitchell	KMT	50.832	47.24	1:57.42	<b>2:32.17</b>	+05.72	10 Q
16	9	GBR19840925	BEAUMONT Marc	GTB	52.246	46.95	1:57.01	<b>2:32.23</b>	+05.78	9 Q
17	20	ESP19790210	VAZQUEZ LOPEZ David	LSS	50.037	45.84	1:55.53	<b>2:32.36</b>	+05.91	8 Q
18	2	AUS19831121	HANNAH Michael	GTB	51.745	47.23	1:57.20	<b>2:32.57</b>	+06.12	7 Q
19	23	SVK19820410	POLC Filip	MSE	50.952	47.37	1:57.00	<b>2:32.58</b>	+06.13	6 Q
20	29	GBR19900323	BRYCELAND Josh	SCB	50.952	46.56	1:56.79	<b>2:32.77</b>	+06.32	5 Q
21	75	FRA19840612	PEDEMANAUD Fabien	STT	51.622	46.41	1:56.83	<b>2:32.82</b>	+06.37	Q
22	34	GBR19850716	STANBRIDGE Dan		51.622	46.24	1:56.23	<b>2:32.95</b>	+06.50	Q
23	57	AUS19810622	RANDO Jared	GMT	52.822	46.18	1:56.88	<b>2:33.59</b>	+07.14	Q
24	64	IRL19860324	REID Ben	JRR	49.042	47.42	1:57.63	<b>2:33.80</b>	+07.35	Q
25	55	GBR19900704	SMITH Joseph	KON	49.210	46.80	1:56.97	<b>2:33.91</b>	+07.46	Q
26	13	FRA19880422	GIORDANENGO Aurélien		51.591	46.47	1:56.65	<b>2:33.93</b>	+07.48	Q
27	14	USA19861029	RIFFLE Duncan	DRR	51.042	46.80	1:57.01	<b>2:34.00</b>	+07.55	Q
28	37	USA19870404	STRAIT Kyle	STA	50.299	47.54	1:57.49	<b>2:34.33</b>	+07.88	Q
29	21	NZL19880203	COLE Cameron	TMR	51.468	47.00	1:57.80	<b>2:34.36</b>	+07.91	Q
30	72	GBR19870520	SIMMONDS Matthew	CRC	48.248	46.62	1:57.51	<b>2:34.43</b>	+07.98	Q
31	15	AUS19821216	GRAVES Jared	YET	54.764	46.44	1:56.76	<b>2:34.49</b>	+08.04	Q
32	51	FRA19860809	KURTZ Cyrille	SRS	51.839	47.55	1:58.85	<b>2:34.56</b>	+08.11	Q
33	26	FRA19860814	COUSINIE Fabien		50.475	47.08	1:58.10	<b>2:34.66</b>	+08.21	Q
34	31	FRA19850428	SPAGNOLO Damien	SUB	49.238	47.25	1:58.59	<b>2:34.85</b>	+08.40	Q
35	38	GBR19910920	HART Danny °	LSS	51.776	47.37	1:58.37	<b>2:34.98</b>	+08.53	Q
35	82	AUS19821209	ATKINSON Bryn		49.266	47.36	1:58.40	<b>2:34.98</b>	+08.53	Q
37	54	FRA19890421	BIGONI Joris		48.683	47.48	1:58.32	<b>2:35.17</b>	+08.72	Q
38	59	NZL19790430	RANKIN Nathan	IKP	49.182	46.65	1:58.18	<b>2:35.28</b>	+08.83	Q
39	89	USA19791121	KEENE Curtis		-	-	-	<b>2:35.33</b>	+08.88	Q
40	95	ESP19900103	FERREIRO PAJUELO Antonio	XMS	48.820	46.86	1:58.71	<b>2:35.34</b>	+08.89	Q

° = Junior

DNF = Did Not Finish - DNS = Did Not Start - DSQ = Disqualified - Q = Qualified

16.05.2009 - 15:14 > 187 competitors

<http://www.uci.ch>

Page 1/5

Finish Judge  
**ZAMARRON Juan Manuel**

UCI President of the Commissaires' panel  
**ARANZABAL José Miguel**





**DOWNHILL 3**  
Vallnord (AND) - 16.05.2009

**Results**

**Qualifying Round**

**Men**

Rank	Race Nr	UCI Code	NAME / First Name	Team	Speed	Split 1	Split 2	Finish	Gap	Pts
41	94	GBR19880611	BARNES Joe		48.959	47.54	1:59.22	<b>2:35.62</b>	+09.17	Q
42	28	FRA19841030	RUFFIN Thibaut		48.931	47.33	1:58.77	<b>2:35.71</b>	+09.26	Q
42	52	USA19850827	WARREN Cody	STA	55.826	46.05	1:58.44	<b>2:35.71</b>	+09.26	Q
42	60	USA19860624	STROBEL Luke	TMR	51.745	47.07	1:58.91	<b>2:35.71</b>	+09.26	Q
45	17	ESP19820930	GUARDIA PASCUAL Bernat	MAS	51.529	45.45	1:59.29	<b>2:35.73</b>	+09.28	Q
46	108	ESP19810417	ROJO Cesar		51.499	47.32	1:58.86	<b>2:35.74</b>	+09.29	Q
47	30	SWE19880704	WALLNER Robin		48.903	47.90	1:59.49	<b>2:35.81</b>	+09.36	Q
48	35	FRA19900423	THIRION Rémi	SRS	49.070	47.33	1:59.20	<b>2:35.98</b>	+09.53	Q
49	117	FRA19880417	BADOUARD Antoine		53.876	46.34	1:59.30	<b>2:36.17</b>	+09.72	Q
50	32	GBR19860325	DEACON Tom	2SF	49.520	47.39	1:58.51	<b>2:36.34</b>	+09.89	Q
51	90	ESP19880928	SUGRANES MATEU Arnau		48.986	47.59	1:59.65	<b>2:36.46</b>	+10.01	Q
52	73	NZL19890605	SCOLES Matthew		49.407	47.58	2:00.35	<b>2:36.47</b>	+10.02	Q
53	46	ITA19860315	SUDING Lorenzo	DDH	50.922	46.65	1:59.99	<b>2:36.51</b>	+10.06	Q
54	80	GER19890805	STRASSER Benny		49.634	48.07	2:00.95	<b>2:36.55</b>	+10.10	Q
55	36	GBR19841228	BRAITHWAITE Thomas		51.102	46.97	1:59.54	<b>2:36.66</b>	+10.21	Q
56	96	AUS19910911	WILLEMSE Rhys °		49.210	47.31	2:01.00	<b>2:36.75</b>	+10.30	Q
57	41	FRA19860206	GEORGES Pierre Charles	SAF	51.714	46.25	1:59.67	<b>2:36.98</b>	+10.53	Q
58	100	ESP19800620	AGUIN CASTRO Jorge		50.446	47.02	2:00.15	<b>2:37.07</b>	+10.62	Q
58	105	GBR19881019	BRAYTON Adam	JRR	52.628	46.97	1:59.59	<b>2:37.07</b>	+10.62	Q
60	87	POR19870616	POMBO Emanuel		50.712	47.35	2:00.29	<b>2:37.08</b>	+10.63	Q
61	48	GBR19890215	CUNNINGHAM Ruaridh	CRC	50.832	46.99	1:59.71	<b>2:37.31</b>	+10.86	Q
62	115	FRA19880416	PAULHAN Romain		50.623	46.95	2:00.41	<b>2:37.53</b>	+11.08	Q
63	156	GBR19910216	KERR Bernard °		46.835	48.42	2:00.29	<b>2:37.71</b>	+11.26	Q
64	83	NZL19871202	BENNETT Kieran	XFI	48.006	48.12	2:01.21	<b>2:37.73</b>	+11.28	Q
65	70	AUT19891002	SIEDER Georg	SAF	51.591	47.07	1:59.94	<b>2:37.99</b>	+11.54	Q
66	56	AUT19900121	TETZLAFF Boris	SAF	50.182	46.89	2:00.29	<b>2:38.13</b>	+11.68	Q
67	171	FIN19890830	OLKKONEN Markus		48.683	48.13	2:00.78	<b>2:38.37</b>	+11.92	Q
68	53	AUT19871013	PEKOLL Markus	SAF	49.463	48.35	2:00.98	<b>2:38.53</b>	+12.08	Q
69	98	CZE19851126	CHARVAT Matej		49.322	47.18	1:59.68	<b>2:38.59</b>	+12.14	Q
70	79	AUS19891125	BUTTON Joshua		50.623	47.37	2:01.05	<b>2:39.01</b>	+12.56	Q
71	198	SWE19911115	PETERSSON Kim °		50.683	47.32	2:01.60	<b>2:39.05</b>	+12.60	Q
72	185	ESP19910930	GARAY TAMAYO Iago °		49.350	47.42	2:02.03	<b>2:39.16</b>	+12.71	Q
73	33	AUS19810531	RENNIE Nathan	KMT	49.350	47.62	2:01.59	<b>2:39.34</b>	+12.89	Q
74	128	FRA19880422	DERONZIER Esteban	MLG	51.346	47.09	2:00.91	<b>2:39.44</b>	+12.99	Q
75	78	ITA19890813	BUGNONE Marco	ABG	50.037	47.34	2:01.30	<b>2:39.49</b>	+13.04	Q
76	47	USA19860525	BENEDICT Bradley	DRR	46.632	47.81	2:02.10	<b>2:39.56</b>	+13.11	Q
77	69	FRA19830509	ORTIZ Nicolas		49.070	48.37	2:01.04	<b>2:39.64</b>	+13.19	Q
77	102	USA19860714	CONDRASHOFF Ryan	XFI	52.564	48.32	2:02.23	<b>2:39.64</b>	+13.19	Q
79	99	FRA19851018	REMY Maxime	SCT	49.154	47.57	2:01.56	<b>2:39.78</b>	+13.33	Q
80	177	GBR19920421	GANNICOTT Arran °		49.748	47.98	2:02.49	<b>2:39.85</b>	+13.40	Q

° = Junior

DNF = Did Not Finish - DNS = Did Not Start - DSQ = Disqualified - Q = Qualified

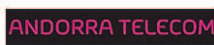
16.05.2009 - 15:14 > 187 competitors

<http://www.uci.ch>

Page 2/5

Finish Judge  
**ZAMARRON Juan Manuel**

UCI President of the Commissaires' panel  
**ARANZABAL José Miguel**





**DOWNHILL 3**  
Vallnord (AND) - 16.05.2009

**Results**

**Qualifying Round**

**Men**

Rank	Race Nr	UCI Code	NAME / First Name	Team	Speed	Split 1	Split 2	Finish	Gap	Pts
81	155	USA19910412	AIELLO Kevin °	GTB	51.376	47.01	1:59.72	<b>2:39.86</b>	+13.41	
82	22	ESP19760604	OULEGO MORENO Ivan	MAS	51.012	46.92	1:59.47	<b>2:40.00</b>	+13.55	
83	85	FIN19841218	BERG Toni		51.745	47.89	2:03.28	<b>2:40.02</b>	+13.57	
84	65	AUS19891203	RISCHBIETH Will		48.167	48.03	2:02.31	<b>2:40.05</b>	+13.60	
85	133	FRA19911104	BLANCHARD Camille °	TSB	50.653	47.77	2:02.43	<b>2:40.10</b>	+13.65	
86	153	GBR19910805	HEATH Harry °		47.531	48.43	2:02.99	<b>2:40.15</b>	+13.70	
87	154	GBR19880512	THOMAS Richard		48.683	47.81	2:02.57	<b>2:40.23</b>	+13.78	
88	103	FRA19850422	TROQUIER Mathieu	SAF	48.959	48.18	2:02.44	<b>2:40.35</b>	+13.90	
89	143	FRA19850211	NICOLE Olivier		49.266	48.07	2:02.21	<b>2:40.46</b>	+14.01	
90	167	ESP19890714	SIMO CERVERA Xavier		50.066	48.00	2:02.24	<b>2:40.64</b>	+14.19	
91	61	NZL19910131	BARRETT Aari °	STT	48.710	47.91	2:02.42	<b>2:40.67</b>	+14.22	
92	91	NOR19800708	JOHNSEN Espen		48.383	47.77	2:01.92	<b>2:40.88</b>	+14.43	
92	134	FRA19890829	GALLEAN Mathieu	SRS	49.379	49.62	2:03.46	<b>2:40.88</b>	+14.43	
94	71	SWE19781130	OLUND Herman		50.505	48.31	2:03.78	<b>2:40.98</b>	+14.53	
95	131	FRA19850406	CHARRIER Rémy	SRS	47.452	49.34	2:03.48	<b>2:40.99</b>	+14.54	
96	165	FRA19911020	THOME Patrick °	TSB	52.089	47.56	2:03.49	<b>2:41.08</b>	+14.63	
97	45	GER19770808	KLAUSMANN Marcus	GHO	50.742	48.00	2:01.85	<b>2:41.09</b>	+14.64	
98	120	AUS19910721	MURRELL Tamryn °		50.387	48.32	2:03.40	<b>2:41.10</b>	+14.65	
99	202	SWE19900809	KANGAS Alexander		46.011	49.42	2:04.70	<b>2:41.26</b>	+14.81	
100	93	SLO19860330	CESTNIK Jan		52.693	46.99	2:03.69	<b>2:41.66</b>	+15.21	
101	19	USA19871224	GWIN Aaron	YET	52.469	45.56	2:04.64	<b>2:41.77</b>	+15.32	Q
102	81	POR19830322	LOUREIRO Claudio		-	-	-	<b>2:41.89</b>	+15.44	
103	97	POR19890216	FERREIRA Luis Paulo Vicente		49.042	48.46	2:04.73	<b>2:41.92</b>	+15.47	
104	168	BEL19830209	LENSSSENS Kristof		47.926	49.01	2:03.04	<b>2:41.93</b>	+15.48	
105	138	GBR19870620	STOCK James		49.950	47.69	2:03.46	<b>2:42.12</b>	+15.67	
106	84	ITA19851202	MILIVINTI Marco	DDH	48.167	49.61	2:05.19	<b>2:42.37</b>	+15.92	
107	116	GBR19860603	SMITH Robert		49.182	47.89	2:01.90	<b>2:42.56</b>	+16.11	
107	114	AUT19870908	SIEDER Mario	SAF	48.876	48.64	2:04.68	<b>2:42.56</b>	+16.11	
109	199	FRA19911219	ARTHUS Florian °		48.356	48.37	2:04.23	<b>2:43.05</b>	+16.60	
110	77	SUI19870716	GSPAN Dominik		49.294	47.09	2:02.11	<b>2:43.10</b>	+16.65	
111	152	FRA19910415	BENOIT Clément °	TSB	49.720	48.78	2:05.14	<b>2:43.19</b>	+16.74	
112	107	SWE19880902	KALLSTROM Erik		47.953	48.49	2:04.47	<b>2:43.49</b>	+17.04	
112	151	ESP19910111	FERNANDEZ GARCIA Marco °	MSN	47.400	49.91	2:05.60	<b>2:43.49</b>	+17.04	
114	130	GBR19890505	BOND Alex		49.294	47.78	2:02.03	<b>2:43.63</b>	+17.18	
115	164	ITA19911128	GAMENARA Andréa °	ABG	46.936	49.96	2:06.30	<b>2:43.83</b>	+17.38	
116	178	ESP19910509	GUIJARRO VILLACIEROS Javier °	XMS	48.738	49.57	2:06.76	<b>2:43.84</b>	+17.39	
117	106	ITA19860519	GAMBIRASIO Carlo	SSP	49.748	48.30	2:04.98	<b>2:44.28</b>	+17.83	
118	39	GBR19900212	DALE Sam		46.307	48.32	2:04.44	<b>2:44.30</b>	+17.85	
119	149	POR19910116	PARDAL Francisco °		50.037	49.58	2:05.31	<b>2:44.42</b>	+17.97	
120	58	GBR19880420	CATHRO Ben		53.147	45.99	1:55.55	<b>2:44.58</b>	+18.13	

° = Junior

DNF = Did Not Finish - DNS = Did Not Start - DSQ = Disqualified - Q = Qualified

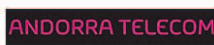
16.05.2009 - 15:14 > 187 competitors

<http://www.uci.ch>

Page 3/5

Finish Judge  
**ZAMARRON Juan Manuel**

UCI President of the Commissaires' panel  
**ARANZABAL José Miguel**





**DOWNHILL 3**  
Vallnord (AND) - 16.05.2009

**Results**

**Qualifying Round**

**Men**

Rank	Race Nr	UCI Code	NAME / First Name	Team	Speed	Split 1	Split 2	Finish	Gap	Pts
121	126	ITA19860130	MICHELIS Davide	SSP	50.328	48.49	2:05.84	<b>2:44.71</b>	+18.26	
122	157	FRA19910606	GROIZARD Félix °	TSB	48.546	49.24	2:06.40	<b>2:44.72</b>	+18.27	
123	201	SUI19870420	MULLER Sébastien		46.988	49.77	2:06.03	<b>2:44.78</b>	+18.33	
124	86	AUT19810330	HAAS Mathias		49.691	48.23	2:04.76	<b>2:44.86</b>	+18.41	
125	92	FIN19860327	FÄRM Aki		50.832	48.29	2:03.56	<b>2:44.90</b>	+18.45	
126	118	GBR19830301	SMITH David		48.410	48.15	2:05.21	<b>2:44.94</b>	+18.49	
127	109	POR19800130	FIDALGO Marco		50.475	49.38	2:05.84	<b>2:45.01</b>	+18.56	
128	150	GBR19910623	BREWIN Gareth °		47.953	49.91	2:06.11	<b>2:45.05</b>	+18.60	
129	88	SUI19880730	FREI Martin		-	-	-	<b>2:45.35</b>	+18.90	
130	184	GBR19910530	MOLLOY Harry °		47.688	48.76	2:05.26	<b>2:45.36</b>	+18.91	
131	194	FRA19920128	JACQUET Quentin °		51.407	49.41	2:06.66	<b>2:45.40</b>	+18.95	
132	101	SVK19870522	VITKO Matej		48.601	48.58	2:05.56	<b>2:45.43</b>	+18.98	
133	140	FRA19910208	OZIOL Ivan °		49.921	48.24	2:04.10	<b>2:45.59</b>	+19.14	
134	125	FRA19900706	COLOMB Yannick		47.090	50.11	2:06.75	<b>2:45.71</b>	+19.26	
135	144	ITA19880412	SOMVI Elias		51.012	48.45	2:06.99	<b>2:45.91</b>	+19.46	
136	124	GBR19900315	DAVIES Emyr		50.832	49.82	2:06.38	<b>2:46.23</b>	+19.78	
137	192	FRA19920226	LORON Adrien °		48.601	49.87	2:07.86	<b>2:46.27</b>	+19.82	
138	146	SWE19900519	WALLNER Niklas		49.266	50.26	2:07.50	<b>2:46.40</b>	+19.95	
139	169	BEL19910917	GILLES Bertrand °		49.691	47.71	2:08.69	<b>2:46.41</b>	+19.96	
140	159	AND19840519	BARILARO CAPARROS Albert		49.042	48.49	2:07.35	<b>2:47.00</b>	+20.55	
141	132	GBR19890206	MEARS Scott		50.299	48.54	2:07.65	<b>2:47.57</b>	+21.12	
142	66	NZL19911125	MACDONALD Brook °	ANT	51.224	46.06	1:58.60	<b>2:47.79</b>	+21.34	
143	127	ESP19841224	ALVAREZ SALGUEIRO Daniel		48.848	49.66	2:05.94	<b>2:47.90</b>	+21.45	
144	123	FRA19860821	DELTEIL Loic		49.266	49.24	2:07.29	<b>2:47.93</b>	+21.48	
145	67	SWE19900108	DERTELL Dennis		50.922	48.03	2:03.41	<b>2:48.64</b>	+22.19	
146	174	CZE19910408	KIMMEL Erik °		47.953	49.21	2:09.42	<b>2:49.32</b>	+22.87	
147	173	SLO19901024	VRECEK Kristjan		48.546	50.29	2:08.08	<b>2:49.53</b>	+23.08	
148	145	POR19840903	FERNANDES Pedro Miguel Brandao		50.802	49.36	2:10.20	<b>2:49.66</b>	+23.21	
149	104	CZE19870823	CHARVAT Simon		49.126	49.89	2:09.21	<b>2:49.76</b>	+23.31	
150	172	SWE19900420	HARNSTROM Oskar		47.662	49.61	2:10.35	<b>2:49.79</b>	+23.34	
150	147	SUI19900406	GSPAN Nicolas		48.006	50.02	2:09.22	<b>2:49.79</b>	+23.34	
152	180	FRA19920113	BOIS Fabien °	SCO	46.532	49.66	2:09.53	<b>2:49.85</b>	+23.40	
153	163	BEL19900201	GORIS Dave		49.379	50.65	2:10.07	<b>2:50.87</b>	+24.42	
154	113	GBR19810204	CRITCHLOW Daniel	CRC	51.995	47.43	2:02.89	<b>2:50.93</b>	+24.48	
155	187	FRA19920630	GEYNET Quentin °	TSB	45.454	49.90	2:11.35	<b>2:51.04</b>	+24.59	
156	110	AUS19910713	O'CONNOR Shaun °	IKP	45.695	49.56	2:09.77	<b>2:51.39</b>	+24.94	
157	142	POR19840124	RIBEIRO Luis		48.437	49.67	2:12.45	<b>2:52.28</b>	+25.83	
158	175	POR19911227	SALGUEIRO Leandro °		47.116	51.35	2:12.18	<b>2:52.39</b>	+25.94	
159	186	NZL19861127	LEE Hayden		51.499	49.49	2:11.54	<b>2:52.58</b>	+26.13	
160	122	AUS19910403	DINHAM Laurie °	SCT	50.416	49.40	2:12.67	<b>2:52.63</b>	+26.18	

° = Junior

DNF = Did Not Finish - DNS = Did Not Start - DSQ = Disqualified - Q = Qualified

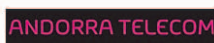
16.05.2009 - 15:14 > 187 competitors

<http://www.uci.ch>

Page 4/5

Finish Judge  
**ZAMARRON Juan Manuel**

UCI President of the Commissaires' panel  
**ARANZABAL José Miguel**





**DOWNHILL 3**  
Vallnord (AND) - 16.05.2009

**Results**

**Qualifying Round**

**Men**

Rank	Race Nr	UCI Code	NAME / First Name	Team	Speed	Split 1	Split 2	Finish	Gap	Pts
161	179	FRA19920926	ANDREU Bastien °	TSB	47.064	50.82	2:12.23	<b>2:52.68</b>	+26.23	
162	119	SVK19840329	JAVORNIK Jan		49.154	48.92	2:11.22	<b>2:52.92</b>	+26.47	
163	189	ITA19911112	PETRUCCI Francesco °	ANT	47.245	50.64	2:12.26	<b>2:53.32</b>	+26.87	
164	188	FRA19890403	LOCQUET Kevin		50.328	49.72	2:10.34	<b>2:54.59</b>	+28.14	
165	193	SVK19920717	LISKA Tomas °		43.420	52.27	2:13.50	<b>2:54.62</b>	+28.17	
166	161	AND19840728	FERREIRA CAMPOS Ricard		47.245	51.24	2:10.83	<b>2:54.97</b>	+28.52	
167	129	SLO19880819	JURCA Zan		50.211	49.71	2:17.93	<b>2:56.46</b>	+30.01	
168	176	ESP19910109	RAVENTOS MARTI Xavier °		45.938	49.99	2:06.56	<b>2:58.83</b>	+32.38	
169	195	FRA19850824	CROCOMBETTE Jerome		52.310	47.13	2:04.19	<b>2:58.95</b>	+32.50	
170	139	GBR19870919	MASON Liam		46.733	50.02	2:09.54	<b>2:59.08</b>	+32.63	
171	191	SVK19910201	JANKIV Michal °		46.183	51.48	2:12.09	<b>2:59.11</b>	+32.66	
172	182	CZE19900426	NOVAK Ondrej		47.296	51.86	2:17.72	<b>3:00.64</b>	+34.19	
173	160	RUS19810827	MALTSEV Sergey		46.962	50.91	2:18.99	<b>3:01.19</b>	+34.74	
174	197	GBR19920226	POWELL Alex °	2SF	44.817	53.05	2:20.16	<b>3:03.66</b>	+37.21	
175	162	CAN19910514	PROCHAZKA Alex °		46.885	50.33	2:07.72	<b>3:05.80</b>	+39.35	
176	166	AUS19860919	SHIELDS Nicholas		46.060	51.86	2:19.94	<b>3:06.08</b>	+39.63	
177	137	ESP19780424	BAGO Jordi		45.962	50.88	2:16.33	<b>3:06.76</b>	+40.31	
178	200	RUS19860407	RUMYANTSEV Anton		44.981	51.87	2:24.87	<b>3:08.44</b>	+41.99	
179	141	CZE19911024	HANAK Martin °		50.124	59.53	2:26.13	<b>3:09.70</b>	+43.25	
180	181	RUS19740302	SAVELYEV Vadim		36.120	1:01.32	2:59.01	<b>4:01.57</b>	+1:35.12	
	111	GBR19880304	JONES Ralph		50.505	47.63	-	<b>DNF</b>		
	18	GBR19820125	ATHERTON Dan	ANC	-	-	-	<b>DNS</b>		
	27	ESP19840915	CANALS FLIX Pasqual	XMS	-	-	-	<b>DNS</b>		
	112	POR19881011	VENTURA Renato		-	-	-	<b>DNS</b>		
	135	GBR19780602	BEAUMONT Scott	RUK	-	-	-	<b>DNS</b>		
	190	SWE19890523	HANSSON Fredrik		-	-	-	<b>DNS</b>		
	196	FRA19920903	RACAUD Arthur °	TSB	-	-	-	<b>DNS</b>		

° = Junior

DNF = Did Not Finish - DNS = Did Not Start - DSQ = Disqualified - Q = Qualified

16.05.2009 - 15:14 > 187 competitors

<http://www.uci.ch>

Page 5/5

Finish Judge  
**ZAMARRON Juan Manuel**

UCI President of the Commissaires' panel  
**ARANZABAL José Miguel**





**DOWNHILL 3**  
Vallnord (AND) - 15.05.2009


**Timed Training Session**

**Results**

**Men**

Rank	Race Nr	NAME / First Name	Nation	Run 1				Run 2				Run 3				Run 4				Best Finish	
				Speed	Split 1	Split 2	Finish	Speed	Split 1	Split 2	Finish	Speed	Split 1	Split 2	Finish	Speed	Split 1	Split 2	Finish		
1	4	HILL Samuel	AUS	52.951	45.58	1:55.21	2:31.31	-	-	-	-	-	-	-	-	-	-	-	-	-	2:31.31
2	16	SMITH Steve	CAN	50.066	47.34	1:55.01	2:31.84	-	-	-	-	-	-	-	-	-	-	-	-	-	2:31.84
3	20	VAZQUEZ LOPEZ David	ESP	49.777	46.39	1:57.23	2:33.70	-	-	-	-	-	-	-	-	-	-	-	-	-	2:33.70
4	8	NEETHLING Andrew	RSA	46.759	48.61	3:42.04	4:38.06	49.098	47.49	1:57.43	2:34.02	-	-	-	-	-	-	-	-	-	2:34.02
5	1	PEAT Steve	GBR	47.219	47.66	1:58.86	2:34.15	-	-	-	-	-	-	-	-	-	-	-	-	-	2:34.15
6	12	CAMELLINI Julien	FRA	52.437	45.62	1:56.44	2:35.06	-	-	-	-	-	-	-	-	-	-	-	-	-	2:35.06
7	10	PASCAL Mickael	FRA	50.124	47.12	1:57.31	2:35.13	47.926	49.93	5:43.05	8:54.89	-	-	-	-	-	-	-	-	-	2:35.13
8	5	ATHERTON Gee	GBR	47.741	47.26	1:56.09	2:36.63	48.986	46.38	1:54.63	2:35.39	-	-	-	-	-	-	-	-	-	2:35.39
9	17	GUARDIA PASCUAL Bernat	ESP	47.741	47.12	1:58.61	2:35.72	48.738	48.13	24:47.15	27:15.34	-	-	-	-	-	-	-	-	-	2:35.72
10	64	REID Ben	IRL	48.959	47.89	2:00.11	2:36.90	50.505	47.72	1:59.35	2:37.26	48.765	47.80	1:59.01	2:35.95	-	-	-	-	-	2:35.95
11	9	BEAUMONT Marc	GBR	48.903	48.52	2:10.59	2:49.31	49.154	47.23	2:00.40	2:37.34	-	-	-	-	-	-	-	-	-	2:37.34
12	3	MINNAAR Greg	RSA	48.356	47.85	2:00.14	2:37.53	-	-	-	-	-	-	-	-	-	-	-	-	-	2:37.53
13	48	CUNNINGHAM Ruaridh	GBR	46.407	47.72	2:47.79	3:26.04	48.167	47.33	1:59.33	2:37.84	-	-	-	-	-	-	-	-	-	2:37.84
14	31	SPAGNOLO Damien	FRA	46.911	48.15	2:00.90	2:37.85	49.070	1:39.27	5:59.29	8:55.87	-	-	-	-	-	-	-	-	-	2:37.85
15	6	FAIRCLOUGH Brendan	GBR	51.591	46.44	1:59.31	2:37.90	48.710	47.12	-	3:33.93	49.014	47.43	5:05.99	13:12.05	-	-	-	-	-	2:37.90
16	72	SIMMONDS Matthew	GBR	46.632	47.16	1:59.93	2:37.95	-	-	-	-	-	-	-	-	-	-	-	-	-	2:37.95
17	11	BLINKINSOP Samuel	NZL	49.863	47.97	2:01.17	2:38.20	49.549	47.07	7:02.18	7:39.10	-	-	-	-	-	-	-	-	-	2:38.20
18	23	POLC Filip	SVK	48.248	48.35	2:00.01	2:39.07	-	-	-	-	-	-	-	-	-	-	-	-	-	2:39.07

° = Junior





**DOWNHILL 3**  
**Vallnord (AND) - 15.05.2009**


**Timed Training Session**

**Results**

**Men**

Rank	Race Nr	NAME / First Name	Nation	Run 1				Run 2				Run 3				Run 4				Best Finish	
				Speed	Split 1	Split 2	Finish	Speed	Split 1	Split 2	Finish	Speed	Split 1	Split 2	Finish	Speed	Split 1	Split 2	Finish		
19	34	STANBRIDGE Dan	GBR	47.900	47.25	2:01.37	2:39.33	49.777	46.93	2:00.75	2:39.14	-	-	-	-	-	-	-	-	-	2:39.14
20	14	RIFFLE Duncan	USA	47.141	48.40	2:00.98	2:39.37	-	-	-	-	-	-	-	-	-	-	-	-	-	2:39.37
21	26	COUSINIE Fabien	FRA	48.601	48.37	3:17.00	14:19.98	49.435	47.28	2:01.12	2:39.41	-	-	-	-	-	-	-	-	-	2:39.41
22	55	SMITH Joseph	GBR	48.683	47.45	2:01.74	2:47.34	47.926	47.64	2:00.84	2:39.59	-	-	-	-	-	-	-	-	-	2:39.59
23	30	WALLNER Robin	SWE	47.039	49.22	2:03.03	2:41.37	45.574	48.82	2:01.40	2:39.68	-	-	-	-	-	-	-	-	-	2:39.68
24	7	LEOV Justin	NZL	47.688	47.52	2:01.94	2:40.27	47.583	48.15	2:01.77	2:39.96	-	-	-	-	-	-	-	-	-	2:39.96
25	25	DELFS Mitchell	AUS	47.609	47.97	2:03.09	2:40.06	-	-	-	-	-	-	-	-	-	-	-	-	-	2:40.06
26	28	RUFFIN Thibaut	FRA	49.154	47.83	2:01.77	3:03.58	47.609	-	2:02.37	2:40.22	-	-	-	-	-	-	-	-	-	2:40.22
27	75	PEDEMANAUD Fabien	FRA	47.478	47.91	2:01.61	2:40.40	-	-	2:02.50	2:42.00	-	-	-	-	-	-	-	-	-	2:40.40
28	51	KURTZ Cyrille	FRA	46.258	48.81	2:05.38	2:43.66	46.582	47.85	2:03.33	2:41.17	-	-	-	-	-	-	-	-	-	2:41.17
29	41	GEORGES Pierre Charles	FRA	49.748	46.97	2:02.26	2:41.34	49.042	46.75	2:02.17	2:41.46	48.113	48.91	2:14.16	3:01.66	47.090	49.29	2:10.32	3:00.79	-	2:41.34
30	36	BRAITHWAITE Thomas	GBR	47.167	49.23	2:06.24	2:48.07	47.980	48.16	2:02.85	2:41.76	-	-	-	-	-	-	-	-	-	2:41.76
31	60	STROBEL Luke	USA	50.299	-	2:04.09	2:42.12	-	-	-	-	-	-	-	-	-	-	-	-	-	2:42.12
32	19	GWIN Aaron	USA	50.328	48.07	2:03.93	2:42.73	-	-	-	-	-	-	-	-	-	-	-	-	-	2:42.73
33	39	DALE Sam	GBR	48.248	48.23	5:44.02	6:44.42	47.039	48.57	2:03.73	2:43.04	-	-	-	-	-	-	-	-	-	2:43.04
34	57	RANDO Jared	AUS	44.957	48.29	2:03.59	2:44.03	48.655	47.01	2:00.31	2:43.09	-	-	-	-	-	-	-	-	-	2:43.09
35	21	COLE Cameron	NZL	46.911	50.05	2:05.41	2:43.60	-	-	-	-	-	-	-	-	-	-	-	-	-	2:43.60
36	53	PEKOLL Markus	AUT	51.193	47.42	2:00.26	2:43.62	-	-	-	-	-	-	-	-	-	-	-	-	-	2:43.62

° = Junior





**DOWNHILL 3**  
Vallnord (AND) - 15.05.2009

**Timed Training Session**

**Results**

**Men**

Rank	Race Nr	NAME / First Name	Nation	Run 1				Run 2				Run 3				Run 4				Best Finish
				Speed	Split 1	Split 2	Finish	Speed	Split 1	Split 2	Finish	Speed	Split 1	Split 2	Finish	Speed	Split 1	Split 2	Finish	
37	66	MACDONALD Brook °	NZL	46.784	47.70	2:04.03	2:43.74	45.695	-	5:06.53	6:21.00	-	-	-	-	-	-	-	-	2:43.74
38	52	WARREN Cody	USA	50.475	47.66	2:04.24	2:43.96	-	-	-	-	-	-	-	-	-	-	-	-	2:43.96
39	80	STRASSER Benny	GER	47.013	50.08	2:07.19	2:44.94	46.382	49.51	2:06.02	2:44.63	-	-	-	-	-	-	-	-	2:44.63
40	46	SUDING Lorenzo	ITA	47.980	47.98	2:08.34	2:45.62	49.806	47.38	2:04.88	2:44.75	-	-	-	-	-	-	-	-	2:44.75
41	71	OLUND Herman	SWE	47.847	49.19	2:04.99	2:44.95	48.356	49.43	2:06.57	2:44.92	-	-	-	-	-	-	-	-	2:44.92
42	79	BUTTON Joshua	AUS	49.549	49.47	2:06.33	2:45.79	49.663	49.01	2:04.95	15:52.00	-	-	-	-	-	-	-	-	2:45.79
43	67	DERTELL Dennis	SWE	47.767	49.06	2:07.09	2:46.27	-	-	-	-	-	-	-	-	-	-	-	-	2:46.27
44	13	GIORDANENGO Aurélien	FRA	47.635	48.47	2:09.06	2:50.24	47.926	48.89	3:24.84	6:08.29	48.167	48.57	2:06.93	2:46.46	-	-	-	-	2:46.46
45	73	SCOLES Matthew	NZL	46.183	49.33	2:07.69	2:46.52	-	-	-	-	-	-	-	-	-	-	-	-	2:46.52
46	37	STRAIT Kyle	USA	45.287	49.94	2:07.30	2:47.62	-	-	-	-	-	-	-	-	-	-	-	-	2:47.62
47	29	BRYCELAND Josh	GBR	48.464	46.50	2:12.39	2:48.98	-	-	-	-	-	-	-	-	-	-	-	-	2:48.98
48	70	SIEDER Georg	AUT	48.194	49.23	2:08.89	2:49.62	-	-	-	-	-	-	-	-	-	-	-	-	2:49.62
49	56	TETZLAFF Boris	AUT	44.221	50.58	2:09.60	2:49.72	-	-	-	-	-	-	-	-	-	-	-	-	2:49.72
50	35	THIRION Rémi	FRA	47.900	47.91	2:01.22	2:52.24	48.302	47.81	2:44.88	3:49.95	-	-	-	-	-	-	-	-	2:52.24
51	33	RENNIE Nathan	AUS	-	49.77	2:11.63	2:54.60	-	-	-	-	-	-	-	-	-	-	-	-	2:54.60
52	78	BUGNONE Marco	ITA	48.006	48.00	2:40.50	3:21.24	-	-	-	-	-	-	-	-	-	-	-	-	3:21.24
53	54	BIGONI Joris	FRA	45.051	49.56	8:05.37	9:32.14	45.335	47.81	2:01.09	3:29.85	-	-	-	-	-	-	-	-	3:29.85
54	47	BENEDICT Bradley	USA	42.293	51.26	3:15.67	4:25.11	-	-	-	-	-	-	-	-	-	-	-	-	4:25.11

° = Junior





**DOWNHILL 3**  
**Vallnord (AND) - 15.05.2009**

**Timed Training Session**

**Results**

**Men**

Rank	Race Nr	NAME / First Name	Nation	Run 1				Run 2				Run 3				Run 4				Best Finish	
				Speed	Split 1	Split 2	Finish	Speed	Split 1	Split 2	Finish	Speed	Split 1	Split 2	Finish	Speed	Split 1	Split 2	Finish		
55	42	LEHIKOINEN Matti	FIN	48.248	48.76	3:47.72	4:56.29	49.182	47.29	6:07.93	11:41.12	-	-	-	-	-	-	-	-	-	<b>4:56.29</b>
56	22	OULEGO MORENO Ivan	ESP	47.873	49.28	2:39.32	5:14.54	49.435	48.82	24:17.06	25:48.52	-	-	-	-	-	-	-	-	-	<b>5:14.54</b>
57	69	ORTIZ Nicolas	FRA	47.557	50.97	3:23.55	10:45.95	47.688	48.00	2:35.05	7:59.51	-	-	-	-	-	-	-	-	-	<b>7:59.51</b>
58	68	KOVARIK Chris	AUS	47.348	48.69	5:14.26	9:16.44	-	-	-	-	-	-	-	-	-	-	-	-	-	<b>9:16.44</b>

° = Junior

